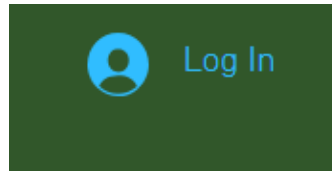


Accessing the NG34Bridge Website

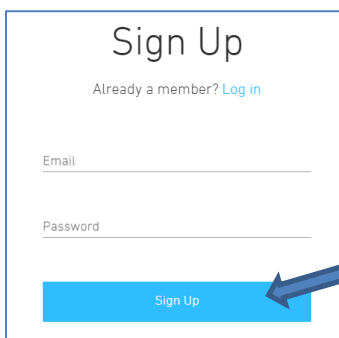
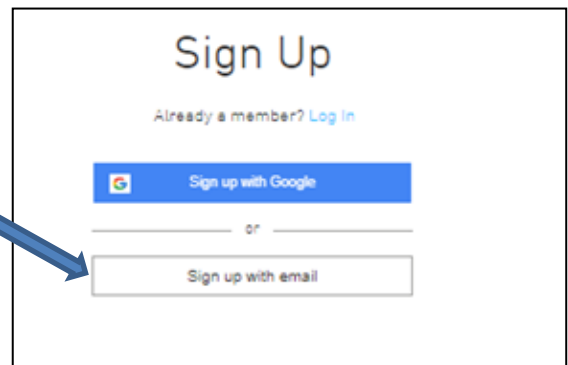
Registering for the first time.

If you have never registered then you need to click the 'Login' link on the top right of the web page.



This window should pop up. Click "Sign up with email"

(The 'Sign in with Google' option may not appear)



Enter your email address and create your own personal password for NG34Bridge access.

MAKE A NOTE OF YOUR PASSWORD!!

Then click the blue 'Sign Up' button. The next window will appear:

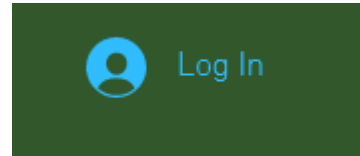
Success! Your member login request has been sent and is awaiting approval. The site administrator will notify you via email (joebloggs2@gmail.com) once your request has been approved.

OK

Once you receive an email confirming that your membership has been approved, you will be able to log in to the ng34bridge website.

Logging in for the first time after registering:

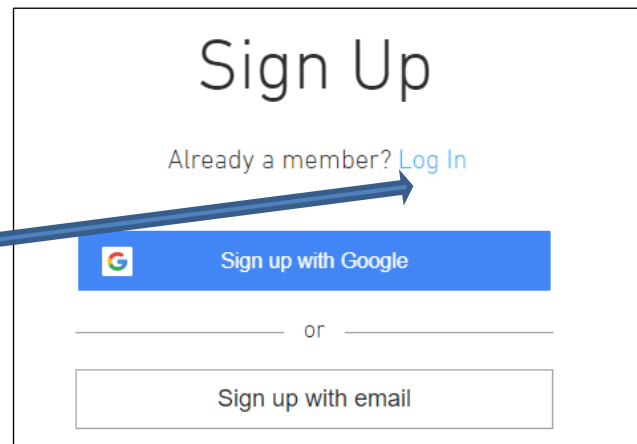
Once you have registered, click on the blue 'Log In' button again.



This "Sign Up" window appears.

DO NOT MAKE THE COMMON MISTAKE OF SIGNING UP AGAIN.

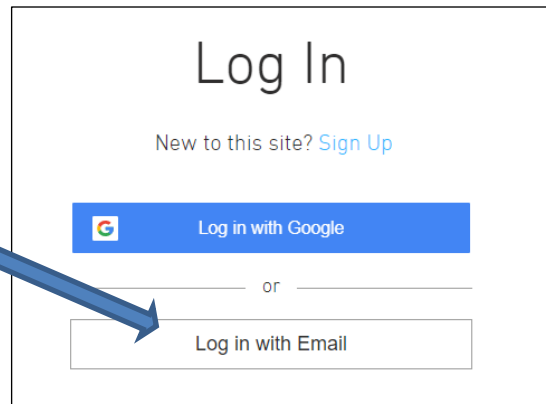
CLICK ON THE SMALL BLUE 'Login' TEXT.
(I didn't design it!!)



A new "Log In" window appears, very similar to the previous one (above).

Click on 'Log In with Email'

(The 'Sign in with Google' option may not appear)



Finally, enter your email address and your NG34bridge password. I recommend that you stay logged in permanently, but do make a note of your password and keep it somewhere where you can easily find it again, to avoid having to reset your password if you log out and log back in again.

